



# KEEPING AN OPEN MIND

## FACILITATOR GUIDE





# Keeping an Open Mind

## Introduction

New perspectives encourage growth. Working with different people can prompt different ideas and perspectives that lead to the accomplishment of a goal. This activity shows how listening to others and keeping an open mind contributes to the development of new ideas.

## Overview

Participants identify how different perspectives may lead to different conclusions. This activity highlights the value of multiple perspectives and demonstrates that open-mindedness to new perspectives encourages growth.

## Objectives

After completing this session, participants will be able to do the following:

- Recognize the value of different perspectives learned from others

## Materials

- PowerPoint

## Group Size

- Any

## Setting

- Large room with the ability to display the PowerPoint presentation


## Time

- Approximately 15 minutes

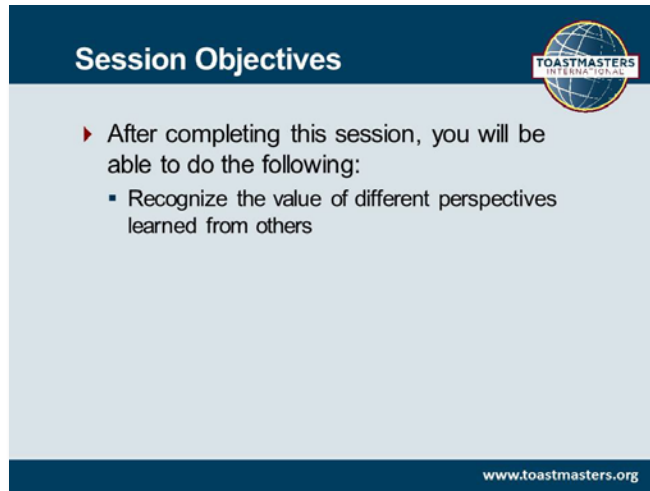
## Process



1. SHOW the Keeping an Open Mind slide as participants enter the room.



2. SHOW the Session Objectives slide.



3. PRESENT the session objectives:
  - After completing this session, you will be able to do the following:
    - Recognize the value of different perspectives learned from others

**NOTE TO FACILITATOR**

In this session, participants learn to be open-minded to the big picture and long-term success of a team or project. Using images to show different perceptions of the same thing, you highlight that there is often more than one way to view and accomplish things.

- SHOW the Keeping an Open Mind slide.



- PRESENT

- As a member of a team, committee or project, you will often interact with others who have different viewpoints or opinions than you. Gathering and recognizing the value of other perspectives allows for collaboration and growth.

### Activity: What Do You See?

**NOTE TO FACILITATOR**

Display each slide for 30 seconds. Participants determine the first thing they see but do not share it with others. You may choose to have participants write their observations on a sheet of paper. After 30 seconds, ask volunteers to raise their hands to explain what they saw in the image. There are at least two correct answers for each image. Move to the next slide and repeat the steps. Continue until all four images have been shown.



1. SHOW the What Do You See? slide.



2. ASK

- What did you see in the first image?
  - Young woman or old woman

30 seconds



3. TIME 30 seconds.



4. SHOW the What Do You See 2? slide.



5. ASK


- What did you see in this image?
  - Jazz player or woman

6. TIME 30 seconds.



30 seconds

7. SHOW the What Do You See? slide.



8. ASK

- What did you see in this image?
  - Donkey or seal

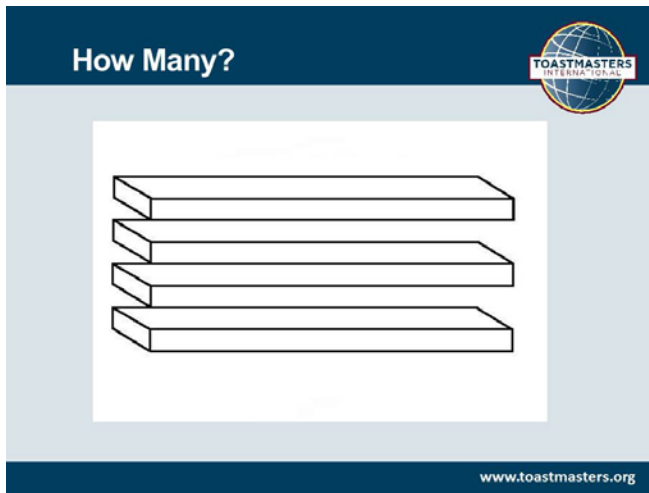


9. TIME 30 seconds.



30 seconds

10. SHOW the How Many? slide.



11. ASK

- What did you see in this image?
  - Three boards or four boards



30 seconds



12. TIME 30 seconds.



13. ASK

- For each of these images, which description is correct?
  - They are both correct.
- Do the number of boards matter?
  - Probably not.

14. PRESENT

- When we focus on one goal or task, we may lose sight of the other goals or tasks.
- Taking a step back to see the big picture can help you to stay on track with your long-term goals and successes.
- Determine if the topic has an obvious answer or if it can be interpreted differently. If it does have ambiguity, remember that there may be more than one way to accomplish the task.
- Remember the end goal of the team, task or project. Decide whether or not the topic being discussed is relevant and necessary to accomplish that goal.
- By keeping an open mind when listening to others' ideas, you encourage new perspectives and a diverse view of different situations.




15. ASK

- Describe a time when you benefited from listening to someone else's perspective.
- What happens when you are not open to other viewpoints?



## Conclusion

1. SHOW the Conclusion slide.



2. PRESENT
  - In this session, you viewed images that highlighted how people perceive situations differently. You discovered the benefits of multiple perspectives.
3. INSTRUCT participants to share something they learned from this session with another participant.

