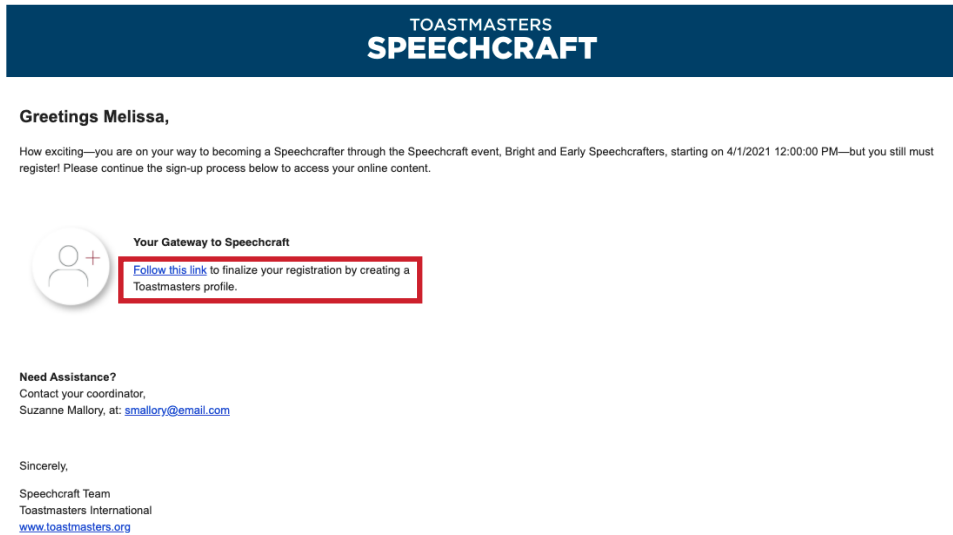


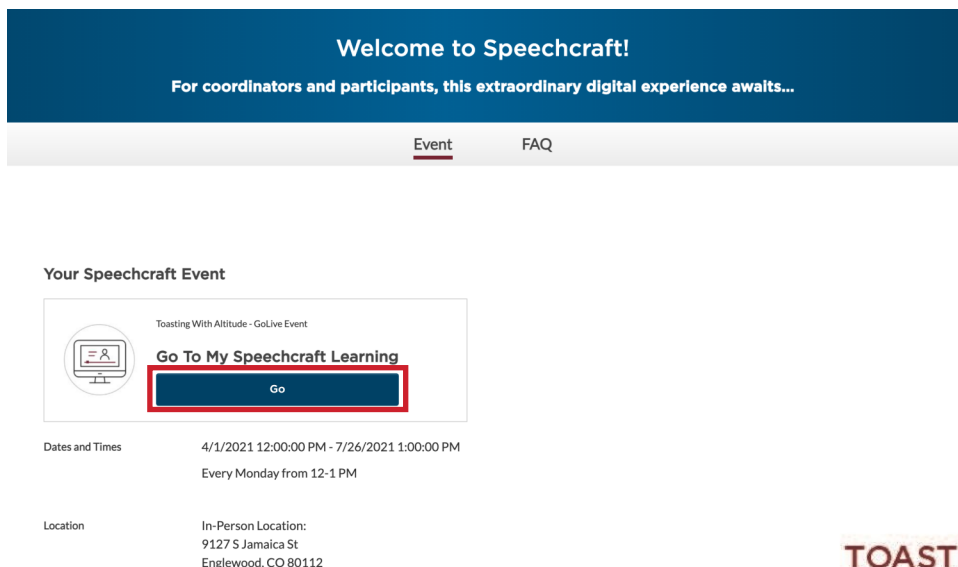
# Speechcraft Participant Quick Start Guide

How exciting—you are on your way to the Speechcraft digital experience! Follow the steps below to start your fantastic journey as a participant:

1. Retrieve your Speechcraft Registration email (sent from the Speechcraft Team with the email address [admin@toastmasters.org](mailto:admin@toastmasters.org)) to finalize your Speechcraft registration; click and follow your unique link in the email to complete the registration process.

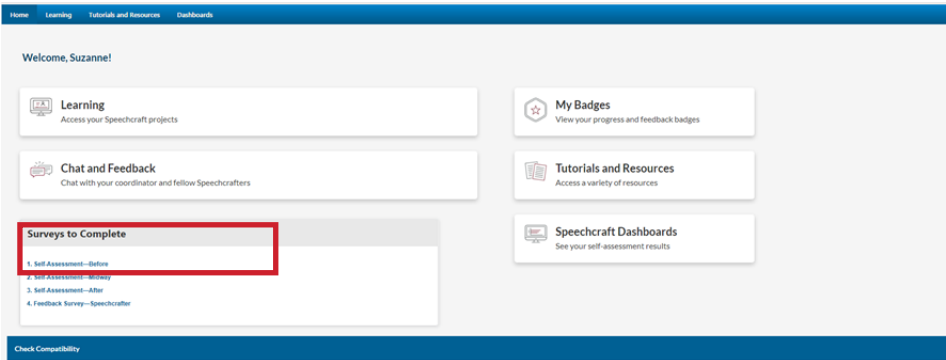


2. After completing registration, you will be transported to the Speechcraft Gateway. We recommend you bookmark this page ([www.toastmasters.org/Speechcraft](http://www.toastmasters.org/Speechcraft)) for ease of future access to your Speechcraft learning. Click the "Go" button to access the Speechcraft Portal on Base Camp (the system where Speechcraft learning lives).



3.

Take the Self-Assessment—Before evaluation. This is an important step as it creates a baseline for your Speechcraft experience and will help you gauge what you learn and how your skills develop. You will find the assessment listed as the first item in the “Surveys to Complete” box. Click on the title.



4.

The Self-Assessment—Before/Details page will open. Click directly on the blue “Launch” bar.

### 1. Self-Assessment—Before

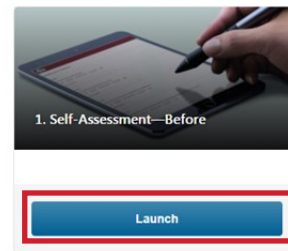
#### Details

Complete this assessment before you begin your Speechcraft course. You will complete another assessment midway through Speechcraft and a third after you have completed the course. Your responses to these assessments will help you gauge what you learn and how your skills develop.

**Internet speeds vary** depending on your internet service provider and the country you live in. **Some items on Base Camp may take longer to load than others.**

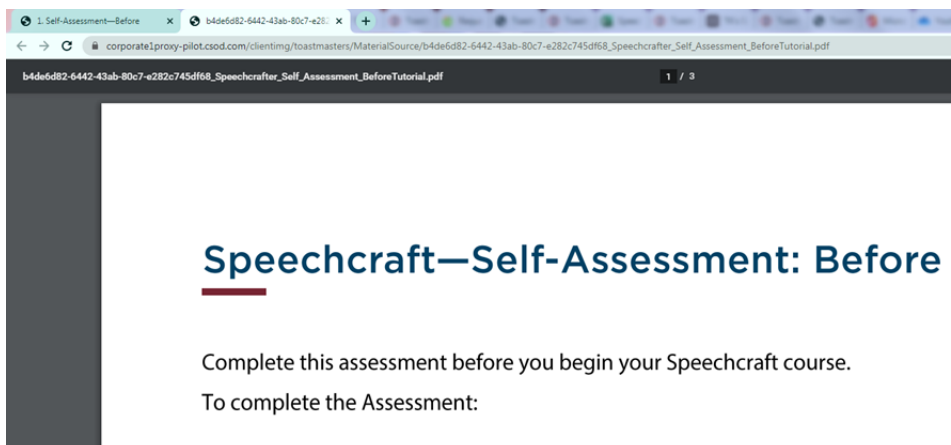
Before launching this item, **ensure that your pop-up blocker is turned off.**

[Show More](#)



5.

A Self-Assessment Instructional PDF will open in a separate tab or window explaining the next steps to take the assessment, which are also listed below. Close the tab or window and return to the Self-Assessment—Before/Details page.



6.

Click directly on the blue bar (be sure not to open or click on the drop-down), which will now read “Mark Complete”—this simply indicates that you are ready to begin the assessment.

### 1. Self-Assessment—Before

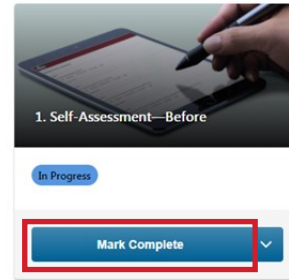
#### Details

Complete this assessment before you begin your Speechcraft course. You will complete another assessment midway through Speechcraft and a third after you have completed the course. Your responses to these assessments will help you gauge what you learn and how your skills develop.

**Internet speeds vary** depending on your internet service provider and the country you live in. **Some items on Base Camp may take longer to load than others.**

Before launching this item, **ensure that your pop-up blocker is turned off.**

[Show More](#)



7.

The page will refresh and the blue bar will now read “Evaluate”—click directly on that (and not on the drop-down) and the self-assessment introduction page will open.

### 1. Self-Assessment—Before

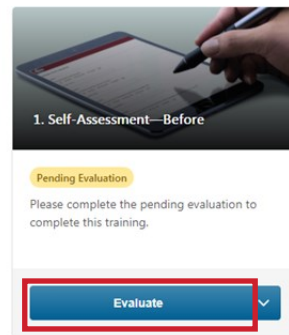
#### Details

Complete this assessment before you begin your Speechcraft course. You will complete another assessment midway through Speechcraft and a third after you have completed the course. Your responses to these assessments will help you gauge what you learn and how your skills develop.

**Internet speeds vary** depending on your internet service provider and the country you live in. **Some items on Base Camp may take longer to load than others.**

Before launching this item, **ensure that your pop-up blocker is turned off.**

[Show More](#)



8.

The self-assessment introduction page will note that this assessment is only available for 10 days (after you first access it from the Surveys to Complete box). Click “Continue” at the bottom of the page.

## TOASTMASTERS SPEECHCRAFT

### Evaluation - 1. Self-Assessment—Before

Complete this assessment before you begin your Speechcraft course. You will complete a second assessment midway through Speechcraft and a third after you have completed the course.

Your responses to these assessments will help you and your Speechcraft Coordinator gauge how your skills develop.

Please note that this assessment is only available for 10 days.

[Cancel](#) [Continue](#)



# 9.

Rate your level of agreement with all statements (click on “Next” to scroll through all three pages) and click on “Submit Final Answers” after rating the last one. You will be returned to the Self-Assessment—Before/Details page. You can now leave the Speechcraft Portal on Base Camp. Remember, when you are ready to return to the Speechcraft Gateway, you will want to use the page you bookmarked: [www.toastmasters.org/Speechcraft](http://www.toastmasters.org/Speechcraft).

Rate your level of agreement with each statement. (Page 3 of 3)

## Question 1 .

While participating in a conversation with a new acquaintance, I feel very nervous.

Strongly Disagree   Disagree   Neutral   Agree   Strongly Agree

## Question 2 .

Ordinarily I am very calm and relaxed in conversations.

Strongly Disagree   Disagree   Neutral   Agree   Strongly Agree

## Question 3 .

I have no fear of speaking up in conversations.

Strongly Disagree   Disagree   Neutral   Agree   Strongly Agree

# 10.

Congratulate yourself for being a Speechcrafter in the new Speechcraft digital experience! You will soon be contacted by your Coordinator for next steps.